



ERECTING THE FRAME


TAKE FRAME NUMBER ⑤ WHICH SHOULD BE ON THE TOP OF THE PILE.



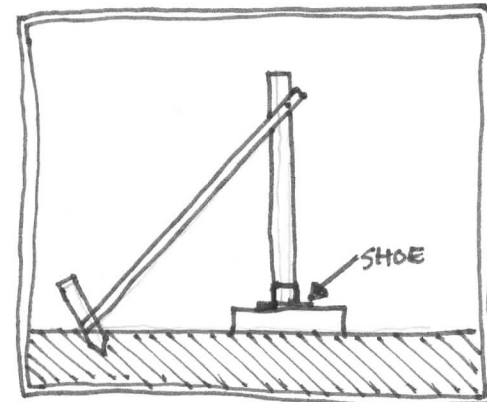
① PLACE ON GROUND NEXT TO STEEL FOUNDATION SHOES



② A GROUP OF PEOPLE LIFT FRAME OFF GROUND. OTHERS PULL ROPES 2 OTHERS PUSH UP WITH THE TEMPORARY FIXING TIMBER.



③ KEEP GOING UNTIL THE FRAME IS VERTICAL.



④ SHUFFLE THE FRAME INTO THE SHOES DRIVE STAKE INTO GROUND TO FIX THE TEMPORARY FIXING FRAME TO. IT IS NOW SECURE.

NOW REPEAT FOR FRAME ④